

2015

# 2014 VALE Libraries Technical Services Functions Survey Results

Mei Ling Chow

*Montclair State University*, [chowm@montclair.edu](mailto:chowm@montclair.edu)

Melissa De Fino

*Rutgers University*, [mdefino@libraries.rutgers.edu](mailto:mdefino@libraries.rutgers.edu)

Jian Wang

*Stockton University*, [jianrong.wang@stockton.edu](mailto:jianrong.wang@stockton.edu)

Follow this and additional works at: <https://digitalcommons.montclair.edu/spraguelib-facpubs>



Part of the [Library and Information Science Commons](#)

---

## MSU Digital Commons Citation

Chow, Mei Ling; De Fino, Melissa; and Wang, Jian, "2014 VALE Libraries Technical Services Functions Survey Results" (2015).

*Sprague Library Scholarship and Creative Works*. 11.

<https://digitalcommons.montclair.edu/spraguelib-facpubs/11>

This Poster is brought to you for free and open access by the Sprague Library at Montclair State University Digital Commons. It has been accepted for inclusion in Sprague Library Scholarship and Creative Works by an authorized administrator of Montclair State University Digital Commons. For more information, please contact [digitalcommons@montclair.edu](mailto:digitalcommons@montclair.edu).

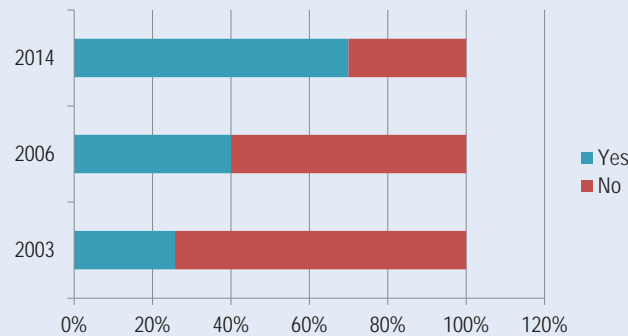
# 2014 VALE LIBRARIES TECHNICAL SERVICES FUNCTIONS SURVEY RESULTS

Mei Ling Chow • Montclair State University • Melissa De Fino • Rutgers University • Jian Wang • Richard Stockton College

## INTRODUCTION

## Digitization Rising Rapidly

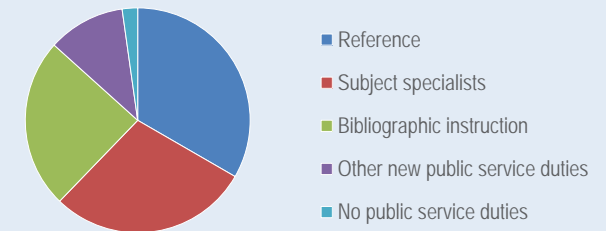
As would be expected, our digital collections are growing.



## Challenges

- Short of staff; broader job duties; higher skilled work with technical focus
- E-book purchasing models
- New cataloging rules; digitization and metadata standards; weeding; backlogs from large gift donations
- Keeping up with public-access technologies
- Collaborating on statewide projects

## New Public Services Duties

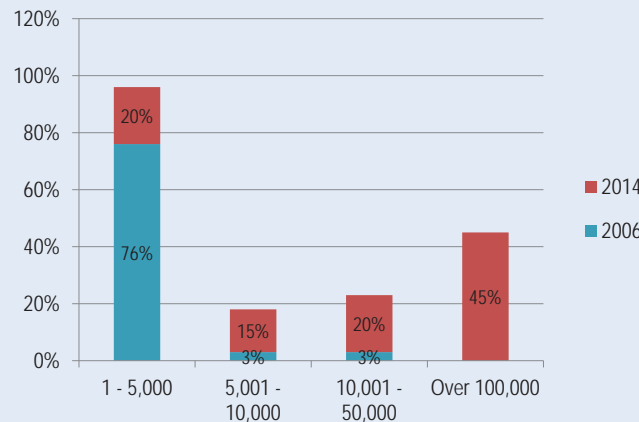
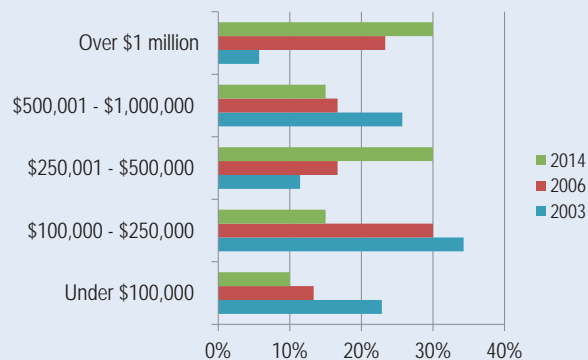


## Increasing Cost of Acquisitions

## Huge Expansion in E-Book Collections

In 2006, 76% held 5000 or fewer e-books. In 2014 45% have over 100,000.

In 2003, only 5.7% of respondents had acquisitions budgets over \$1 million. By 2014, 30% of us reached that number.



## Authority Control

Authority control is improving! In 2003 11% respondents still did not implement authority control. This year every institution has authority control!

